

THEi Graduation Items

(a) Certificate Folder and Certificate Tube Holder

1. Graduands can order the Certificate Folder and Tube Holder listed on p.2 by replying via www.thei.edu.hk/graduates on “Attendance and Purchase of Graduation Items”. Payment should be made **on or before 18 October 2024 (Friday)**. For payment methods, please refer to **Annex 1** as per attached. Enquiries concerning the Certificate Folder and Tube Holder should be directed to the Registry of THEi at 3890 8000 or via email: thei-reg@thei.edu.hk.
2. Orders made online after the stated deadlines will NOT be entertained. However, you may still purchase the graduation items on the day of the Ceremony while stock lasts.
3. Graduation items ordered will be distributed to the following venues for Graduands to collect during the periods specified in the below table:

	Date, Time and Location		
	26 November 2024 (Tuesday)	27 November 2024 (Wednesday)	28 November 2024 (Thursday) to 31 December 2024 (Tuesday)
Period	<u>Time:</u> 9:00 a.m. – 6:30 p.m. <u>Venue:</u> S407, Publicity and Media Room, 4/F, THEi (Chai Wan)	<u>Time:</u> 9:00 a.m. – 1:30 p.m. <u>Venue:</u> S407, Publicity and Media Room, 4/F, THEi (Chai Wan)	<u>Time:</u> Monday to Friday: 9:00 a.m. to 12:30 p.m. and 2:00 p.m. to 5:30 p.m. Saturday: 9:00 a.m. – 12:00 noon (On designated dates only. Please refer to the notice of the Registry and THEi website.) Sunday and Public Holidays: Closed <u>Venue:</u> Registry’s Office, S1401, 14/F, THEi (Chai Wan)



4. You may authorise a representative to collect the graduation items for you. Your representative should bring along with him / her the following documents:
 - (i) Completed authorisation letter which can be obtained from the “Download Area” of the


THEi's web-site www.thei.edu.hk/graduates, please also ensure your representative is aged 18 or above and he / she is required to produce the HKID card for verification;

- (ii) Photocopy of your HKID card (for verification only);
- (iii) The confirmation email issued from the system to the Graduand; and
- (iv) Payment receipt.

(b) Graduation Mascot

5. Graduands can also order the Graduation Mascot, on which the Branding, Marketing and Communications Office (BMCO) of THEi will notify you of the related webpage to place your order later. The Mascot ordered will be available for collection at the Learning Commons on 1/F (S103) on the Ceremony days and payment should be made onsite by Octopus. Enquiries concerning the Graduation Mascot should be directed to the BMCO via email: thei-mkt@thei.edu.hk.
6. Graduands can also order the Graduation Mascot at the Learning Commons on 1/F (S103) on the Ceremony days on a first-come-first-served basis. Enquiries concerning the Graduation Mascot should be directed to the BMCO via email: thei-mkt@thei.edu.hk.
7. Below are the price of the graduation items for your information:

Item	Specifications	Price (HK\$) Per Item
 <p>Certificate Folder</p>	<p>Size: 260mm (W) x 340 mm (L) for A4 certificate</p> <p>Material: (i) Outer: PU (ii) Inner: Hard Cardboard</p> <p>Colour: (i) Outer Cover: Red (ii) Inner Cover: Metallic Black</p> <p>Cover: (i) Engraved THEi's logo and THEi name with silver foil in matte effect (ii) Engraved VTC logo</p> <p>Locking: Magnet inside</p>	\$60
 <p>Certificate Tube Holder <i>[Each eligible Graduand will receive a Certificate Tube Holder as a graduation gift.]</i></p>	<p>Size: 50mm (W) x 360 mm (L) for A4 certificate</p> <p>Material: Base: Hard Cardboard Roll</p> <p>Colour: (i) Cap: Metallic Red (ii) Body: Metallic Chocolate</p>	\$40

Item	Specifications	Price (HK\$) Per Item
 <p>Graduation Mascot</p>	<p>Colour of Mascot: Brown / White</p> <p>Colorway of Hood:</p> <ul style="list-style-type: none"> (i) Bachelor of Arts (BA): Red (ii) Bachelor of Engineering (BEng): Blue (iii) Bachelor of Science (BSc): Green (iv) Bachelor of Social Sciences (BSocSc): Purple 	<p>\$155</p>

THEi高科院畢業典禮繳費方法

Payment Methods for THEi Graduation Ceremony

繳費方式 Payment Method	繳費程序 Payment Procedures
<p>1. 於任何恒生銀行或匯豐銀行自動櫃員機 At any ATM of the Hang Seng Bank or HSBC</p>	<p>i. 選擇繳費服務 Select Bill Payment Services</p> <p>ii. 選擇教育 – 其他 Select Education – Others</p> <p>iii. 選擇『職業訓練局』 Select “Vocational Training Council”</p> <p>iv. 選擇繳交『學生雜費』 Select payment of “Fees for Student Services”</p> <p>v. 輸入賬單編號的 11 位數字賬單編號* Enter Bill Account Number (11-digit Bill Account Number*)</p> <p>vi. 輸入總金額# Enter the Total Payment Amount# (注意:你必須於同一次繳費交易, 全數繳付所需之費用) (Note: You must pay the exact amount in one single transaction.)</p> <p>vii. 請保存自動櫃員機收據正本, 以作紀錄 Please keep the original of the ATM payment receipt for your own record</p>
<p>2. 於貼有「繳費易」的「銀通」櫃員機 At the JETCO ATM with the JET Payment Logo</p>	<p>i. 選擇繳費服務 Select JET Payment</p> <p>ii. 選擇『商戶編號輸入』 Select “Merchant Code Entry”</p> <p>iii. 輸入商戶號碼『9151』 Enter merchant code 『9151』</p> <p>iv. 賬單類別: 輸入『03』 Bill Type: Enter “03”</p> <p>v. 輸入賬單編號的 11 位數字賬單編號* Enter Bill Account Number (11-digit Bill Account Number*)</p> <p>vi. 輸入總金額# Enter the Total Payment Amount# (注意:你必須於同一次繳費交易, 全數繳付所需之費用) (Note: You must pay the exact amount in one single transaction.)</p> <p>vii. 請保存自動櫃員機收據正本, 以作紀錄 Please keep the original of the JETCO ATM payment receipt for your own record</p>

<p>3. 使用繳費靈 Using PPS* (*請先開立戶口及致電 18013 登記此賬單) (*Please open a PPS account and register the bill by calling 18011 if you have not.)</p>	<p>電話 (By Telephone)</p> <p>i. 致電 18033 Dial access number 18031</p> <p>ii. 輸入商戶號碼『9151』 Enter merchant code 『9151』</p> <p>iii. 輸入賬單編號的 11 位數字賬單編號* Enter Bill Account Number (11-digit Bill Account Number*)</p> <p>iv. 選擇賬單類別：『03』－『學生雜費』 Select Bill Type: “03” - payment of “Fees for Student Services”</p> <p>v. 輸入總金額# Enter the Total Payment Amount# (注意：你必須於同一次繳費交易，全數繳付所需之費用) (Note: You must pay the exact amount in one single transaction)</p> <p>vi. 請保存付款編號，以作紀錄 Please keep the payment reference number for your own record</p>	<p>互聯網 (By Internet)</p> <p>i. 登入網址 www.ppshk.com Visit www.ppshk.com</p> <p>ii. 輸入商戶號碼『9151』 Enter merchant code 『9151』</p> <p>iii. 輸入賬單編號的 11 位數字賬單編號* Enter Bill Account Number (11-digit Bill Account Number*)</p> <p>iv. 選擇賬單類別：『03』－『學生雜費』 Select Bill Type: “03” - payment of “Fees for Student Services”</p> <p>v. 輸入總金額# Enter the Total Payment Amount# (注意：你必須於同一次繳費交易，全數繳付所需之費用) (Note: You must pay the exact amount in one single transaction)</p> <p>vi. 請保存付款編號，以作紀錄 Please keep the payment reference number for your own record</p>
--	---	--

備註 Remark:

I. *11 位數字賬單編號為「學生號碼」另加賬號「51」，如學生編號為「200000000」，11 位數字賬單編號則為「20000000051」。

*Bill Account Number (11-digit Bill Account Number) is a combination of “student number” and payment code “51”, e.g. the student number is 200000000, the 11-digit Bill Account Number is “20000000051”.

II. # 總金額包括保證金不足以抵銷畢業費之差額(若有)和所訂購畢業物品的金額。

The total payment amount should include the shortfall of the graduation fee (if any) and the payment for ordered graduation items.

III. 請注意，繳費後謹記保留收據作日後領取典禮入場券及 / 或畢業証書套及 / 或證書紙筒之用。

Please be reminded to keep the transaction receipt for future reference on collection of admission tickets and / or certificate folder and/or certificate tube holder.